

## School MITY PATSSC & Administration SY 2007 - 2008

<b>Merizo-Inarajan-Talofofu-Yona</b>		
<b>Parent-Administrator-Teacher-Staff-Student-Community Officers</b>		
Frances Chargualaf		President
Dawn Reyes		Vice President
Melissa Meno		Secretary
Vicky Tainatongo		Treasurer
Frank Tainatongo		Sgt. at Arms
Thelma Sian		Village Liaison
<b>School Administration</b>		
Duane Mantanona		Principal
Dawn Reyes		Assistant Principal
Angel Legaspi		Assistant Principal
Raymond Mantanona		Assistant Principal

### P.L. 26-26 School Performance Grade Classification

#### School Year 2007-2008 School Performance

*Based on Public Law 28-45*

SAT10 Proficient & Advanced Levels	School Data	P.L. 26-26 Grade Classification
SAT10 Grade 6 - Reading	5%	Unacceptable
SAT10 Grade 6 - Math	6%	Unacceptable
SAT10 Grade 6 - Language	5%	Unacceptable
SAT10 Grade 7 - Reading	6%	Unacceptable
SAT10 Grade 7 - Math	1%	Unacceptable
SAT10 Grade 7 - Language	4%	Unacceptable
SAT10 Grade 8 - Reading	11%	Low
SAT10 Grade 8 - Math	5%	Unacceptable
SAT10 Grade 8 - Language	6%	Unacceptable
School Passing Rate	96%	Strong
8th Grade Promotion Rate	100%	Exceptional
Student Attendance Rate	91%	Exceptional
Student Discipline Rate	48%	Unacceptable
Employee Attendance Rate	90%	Satisfactory
School Improvement Plan	100%	
<b>COMPOSITE SCORE/GRADE</b>	<b>49%</b>	<b>Low</b>

## School Initiatives & Exemplary Programs That Impact Student Achievement

### SPECIAL PROGRAMS

- Special Education Program
- ESL Program
- Chamorro Program (PL 21-34 mandate)
- Corrective Reading - Direct Instruction & Connecting Math Concepts
- Parent/Family/Community (Outreach Program)
- Summer School
- Teacher Mentoring Program
- Character Education Program (Project Menhalom)
- Saturday Scholars Math Tutorial Program
- Cultural Arts
- Peer Mediation

### EXEMPLARY ACCOMPLISHMENTS

- Increase in School Performance Composite Score (1%-pt)
- SAT 10: Scored at or above the district (National Percentile Ranking) for Grade 8 in Math
- HATSA Mini-Grants – Project Takkilo' and Project Gef Fe'na
- Second Step Training and Curriculum Implementation
- SWIS (School Wide Information System)
- PBIS (Positive Behavior Interventions & Supports)
- Adopt-a-School Partners - The Navy, GFD, ABC (Adopt Because we Care) program, the parent group, and a variety of local business
- Daily energy conservation efforts
- Career Month

### EXTRA-CURRICULAR ACTIVITIES

- |  |   |
|--|---|
| <ul style="list-style-type: none"> <li>• Interscholastic Sports</li> <li>• Cultural Club Dance Program</li> <li>• 4-H Club</li> <li>• MathCounts</li> <li>• Academic Challenge Bowl</li> </ul> | <ul style="list-style-type: none"> <li>• Student Body Association</li> <li>• National Junior Honor Society</li> <li>• Youth Crime Watch</li> <li>• Close Up</li> <li>• Student Clubs</li> </ul> |
|--|---|

### SPECIAL AWARDS

- Dance Club Awards – Best Ancient Dance
- Televised recognition for Saturday Scholars Tutorial Program
- Certificate of Appreciation 2007 Youth Risk Behavior Survey

## SCHOOL ANNUAL REPORT CARD SY 2007 - 2008

GUAM PUBLIC SCHOOL SYSTEM

**INARAJAN**

**MIDDLE SCHOOL**

**Accredited by the Western Association of Schools and Colleges**

Accreditation expires: June 30, 2008

Telephone..... 828-8671-3

Fax..... 828-2107



**“HOME OF THE CHAMORRO WARRIOR”**

Colors: Black and White

Located In Inarajan, Guam

### MISSION:

*Provide the knowledge and skills necessary for academic excellence; Promote cultural diversity and respect; Prepare all students to become responsible citizens.*



## Student Enrollment by Grade

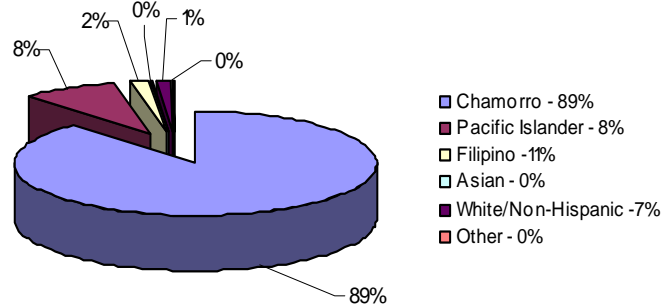
### School Year 2007-2008

Based on Official Student Enrollment as of September 30, 2007

Grade Level	Enrollment	Percentage
6th Grade	198	32%
7th Grade	218	35%
8th Grade	208	33%
<b>Total:</b>	<b>619</b>	<b>100%</b>

## Inarajan Middle School Ethnic Distribution

Based on Average Daily Membership SY07-08



## Average Daily Attendance Rate

Average Daily Attendance (ADA)	564.0
Average Daily Membership (ADM)	619.1
<b>Attendance Rate</b>	<b>91%</b>

## Student Participating in Free/Reduced Lunch

Based on October 2007 Data from Food & Nutrition Services

Free	284	45%
Reduced	34	6%
<b>Total</b>	<b>332</b>	<b>51%</b>

## Student Discipline (Suspension Rate)

Grade	Number of Incidents	Suspension Rate
6th Grade	7	28.3%
7th Grade	15	.07%
8th Grade	13	.06%
<b>Total</b>	<b>35</b>	<b>.06%</b>

## Human Resources

Position	No. of Employees	% of Total	Attendance Rate	Absentee Rate
Principals and Assistants	4	6%	88%	12%
Teachers	46	68%	90%	10%
Professional/Ancillary	3	4%	93%	7%
Support	15	22%	90%	10%
<b>Total</b>	<b>68</b>	<b>100%</b>	<b>90%</b>	<b>10%</b>

## FY 2008 Actual Expenditures

Category	Amount	Percent
Salaries and Benefits	2,985,130.32	89%
Contractual Services	76,733.91	2%
Supplies and Materials	8,191.60	0%
Equipment	0.00	0%
Utilities	286,606.20	9%
Capital Outlay	0.00	0%
<b>Total</b>	<b>3,356,662.03</b>	<b>100%</b>

## STUDENT ACHIEVEMENT

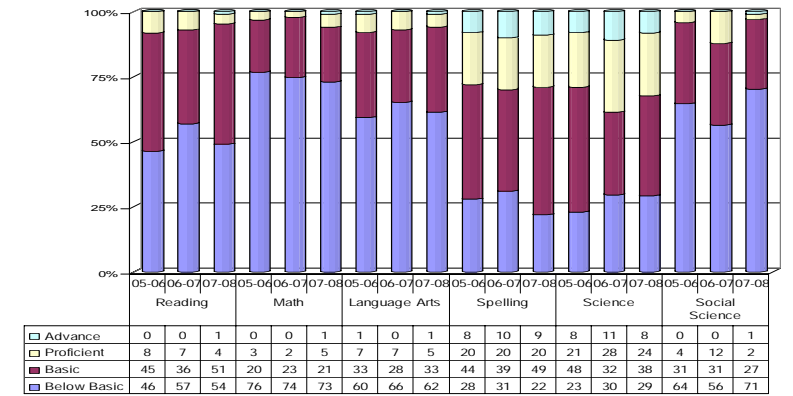
GUAM PUBLIC LAW 13-101. "The Board shall evaluate the efficiency of the instructional program in contributing to the achievement of the basic skills and shall continually revise both outcome statements and instructional procedures on the basis of evaluative data.

The GPSS Comprehensive Testing Program (CTP) is comprised of a variety of measures of student achievement including teacher-made tests, the Stanford Achievement Test (SAT10), and other standardized tests selected by the school. The SAT10 is administered district-wide to students enrolled in Grades 1-12. The graphs in the next section show SY 05-06 to SY 07-08 SAT10 results for reading, mathematics, language, environment/science, and social science.

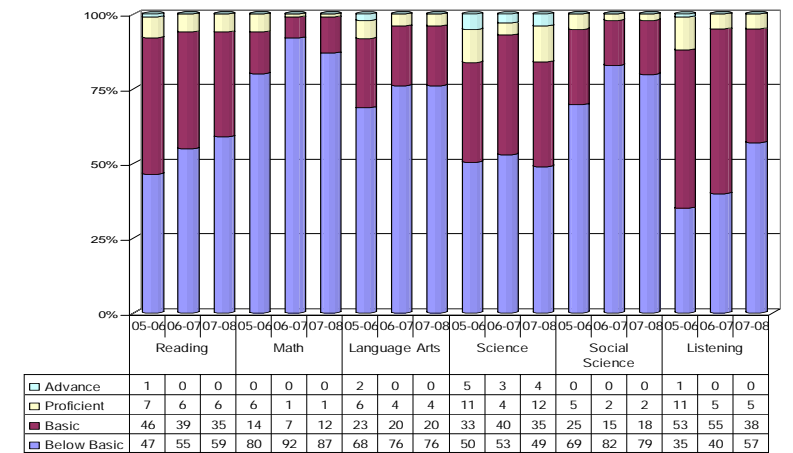
### SCORE DEFINITIONS

<b>Advanced</b>	Signifies <b>superior performance</b> beyond grade level mastery.
<b>Proficient</b>	Represents <b>solid academic performance</b> , indicating that students are prepared for the next grade.
<b>Basic</b>	Indicates <b>partial mastery</b> of the knowledge and skills that are fundamental for satisfactory work.
<b>Below Basic</b>	Indicates <b>little or no mastery</b> of fundamental knowledge and skills.

## Performance Level - Grade 6



## Performance Levels - Grade 7



## Performance Levels - Grade 8

